



SFI 14.4 Titanium Valve Cover Recertification

Team: _____ Contact: _____

Car: _____ Phone: _____

S/N: _____ PO # _____

Customer Notification:

- Call to discuss work needed
- Call to discuss other concerns (see back)

Checklist:

- Recertification not due, call customer
- Mismatched serial numbers
- Record old SFI# _____
- Inspect all Mounting Hardware, Dog Bones, & T-Handles
- Check Rail flatness & thickness
- Check for cracks/damage
- Inspect all welds
- Check Shields for proper latching
- Inspect for backers
- Inspect for work done by others
- Test VC fitment on head
- Glue/caulk as needed
- Install Diversatech decals & SFI Sticker

Work performed:

- Cleaned (received oily)
- Disassembled (needed prior to repairs)
- Install backers
- Repair backers
- Cut rails for flatness
- Replace hinge, VC side
- Replace hinge, shield side
- Replace hinge pin & C-clip
- Replace T-Handle hinge
- Replace T-Handle latch
- Replace T-Handle assembly
- Replace Spark Plug Shield
- Replace Dog Bones
- Replace Billet Tube Holders
- Weld crack
- Repair hole
- Repair/weld tube to rail
- Straighten rail for proper fitment
- Re-glue
- Re-caulk
- Spares (see back)
- Additional comments & pictures (see back)

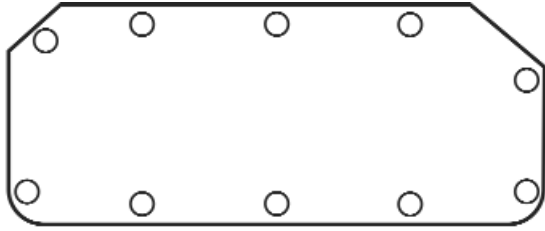
SFI Tag # _____

Recertification Date: _____


Cost (+ shipping & insurance): _____

LEFT SIDE COVER

TOP



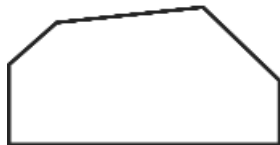
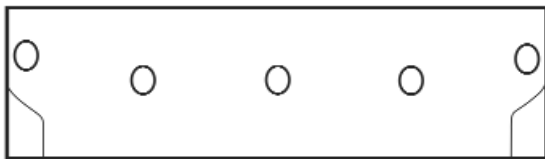
INSIDE



HEADER
SIDE



MANIFOLD
SIDE



LEFT

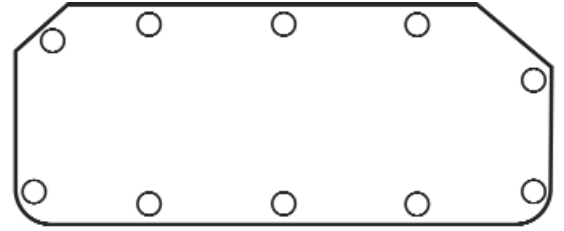


RIGHT


Additional notes:

RIGHT SIDE COVER

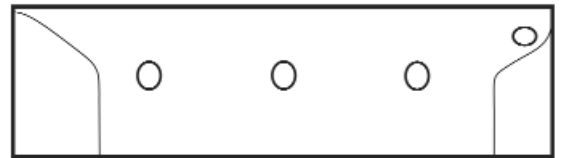
TOP



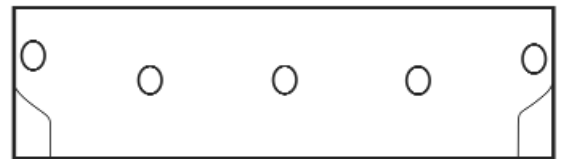
INSIDE



HEADER
SIDE



MANIFOLD
SIDE



LEFT



RIGHT

Additional notes: